





FARNHAM TOWN COUNCIL

Allotment May Newsletter

Spring into Summer

Firstly I would like to extend a warm welcome to all the new allotment holders. The Town Council has opened two new sites, one on the Shepherd and Flock roundabout and the other is just the other side of the Six Bells roundabout. At present we have no mains water at the Farnborough Road site but hopefully it will be connected up this month. We also have new plot holders on other sites.



Your allotment invoices have been delayed this year mainly because of the Local Elections. You will be receiving these shortly and will notice an increase. A 5 Rod plot will now cost £14 per year and works out to £2.80 per rod. You may ask what is a rod, a rod is 30 square yards so making a 5 rod plot 150 sq yds. The 5 rod allotment plot now works out to approximately 27 pence a week (less than the price of a daily newspaper). We feel this is good value for money for the harvest you can get from a properly worked plot.

This is an extremely busy time of year on the allotment (or should be). Sowing seeds and putting out plants. Please be watchful as we still may get a frost up until the end of May and have something handy, such as fleece, to cover up any tender plants.

VEGETABLES

SOW OUTDOORS

- ✚ French Beans (sow main crop in May with subsequent sowings to the end of June to harvest until the end of October)
- ✚ Runner Beans
- ✚ Beetroot
- ✚ Broccoli
- ✚ Winter Cabbage
- ✚ Savoy Cabbage
- ✚ Calabrese
- ✚ Carrots
- ✚ Cauliflower
- ✚ Kale
- ✚ Kohl Rabi
- ✚ Lettuce
- ✚ Courgette, marrow, pumpkin can be sown outside in late May
- ✚ Peas
- ✚ Radish
- ✚ Spring Onion
- ✚ Swede
- ✚ Turnip

SUCCESSIONAL SOWINGS

Many vegetables can be sown over a period of several months. They should be resown at regular intervals to ensure a constant supply of fresh produce. These include beetroot, french beans, carrots, peas, lettuce, endive, radish, spinach and turnip.

PLANT OUTDOORS

- ✚ Brussel Sprouts
- ✚ Summer Cabbage
- ✚ Red Cabbage
- ✚ Celery and Celeriac
- ✚ Leeks

PLANT IN GREENHOUSE

- ✚ Aubergine
- ✚ Peppers
- ✚ Tomatoes
- ✚ Cucumber (greenhouse varieties)

If you want to be happy for a day, get drunk
For a week, kill a pig,
For a month, get married,
For life, be a gardener

Chinese proverb

FRUIT


PLANTING

- ✚ Strawberries can be planted but you will need to remove the flowers to stop the plants fruiting so they can build up for next year.

OTHER FRUIT TASKS

- ✚ Compost around the base of fruit trees to try and retain moisture, particularly on young trees.
- ✚ Weed around the base of young fruit trees. Weeds compete for nutrients and affect how well young trees get established.

GENERAL NEWS



I would like to thank everyone who turned out to the lecture on pests and diseases given by Andrew Halstead from the R.H.S.. This lecture, once a year, is for you and if you would like to let me know what you would like the next lecture to be please contact me and I will try and organise this for you. I would rather you tell me what you want rather than me chose something for you.

Some dates for your diary

9th – 13th July Annual Allotment Competition.

This competition is run annually for the allotment holders on Farnham Town Council sites. Each site will have 1 winner and their will be an overall best allotment. Garden Vouchers to all the winners.

15th – 20th July Annual Scarecrow Competition

This competition is run annually and all allotment holders are invited to make a scarecrow to be judged in two categories, traditional and non traditional. We have had only a few in the last couple of years so lets have lots this year for the Mayor to judge. Garden Vouchers for the winners of both categories.

28th July Annual Allotment Show

This show is held at our West Street greenhouses and is solely for Farnham Town Council allotment holders. You will receive a schedule in due course but we have classes for veg, fruit and flowers also a childrens class.

Please try and enter where you can as these events are for you and it is always good to meet as many of you as possible.

I have been informed from people living in Wrecclesham that over the weekend of June 16th and 17th Wrecclesham is having a village weekend and it will be taking place on the Recreation Ground. If you are planning to visit your allotment on the Wrecclesham site over that weekend including Friday and Monday it may be difficult to access the site. Please bear this in mind when you try and visit the allotment site.

An interesting observation from William Cobbett the 19th century writer, radical and agriculturist and man of forthright opinions. He was not a great admirer of the potato.

Leave Ireland to her lazy root..... It is the root also of slovenliness, filth, misery and slavery; its cultivation has increased in England with the increase of paupers; both I thank God are on the decline.

We all suffer from Carrot Root Fly and here is some information about this pest. These small black flies lay eggs in the soil near the carrots. About a week later larvae emerge and begin feeding. First signs are a reddening of the carrot leaves which begin to wilt. If you lift the carrot you will see tunnels eaten by the larvae and may see the creamy coloured larvae which are about 1cm in length.

There are usually two generations with eggs first laid by over wintering adults in April/May and the second generation laid in July/August. Carrots growing in the ground at these times are vulnerable to attack with the second generation causing the most damage.

What can I do to try and prevent the damage.

- ✚ Cover the crop with a barrier to prevent the flies from laying eggs near the carrots. Fleece seems to work well but remember to bury the edges. Mulching the ground with a layer of grass clippings will also make it more difficult for the flies to get in. Do not use grass clippings that have had a lawn weedkiller used on the lawn.
- ✚ When in flight the fly stays low so surrounding the carrot bed with a barrier of polythene extending at least 60cm high can deter them.
- ✚ It is thought that the carrot root flies detect carrots by their smell which is particularly strong during thinning. Various strategies may minimise this smell.
 1. Planting several rows of onions or garlic between each row of carrots. Rosemary or Sage may also work.
 2. Sow sparsely to avoid having to thin the seedlings.
 3. Dust with calcified seaweed to disguise the smell.
 4. Remove thinnings and other waste from the area.
- ✚ Time plantings so roots are not in the ground during egg laying periods.
- ✚ Sow a resistant variety. Carrot F1 Fly Away and T&M Fly Away have resistance to larval attack.
- ✚ Avoid particularly susceptible varieties such as Autumn King.
- ✚ Carrot root flies are not strong fliers so planting in an exposed windy site can prevent their attack.



This troublesome pest can affect related crops such as parsnips, celery, celeriac, parsley and coriander.

Best wishes and good allotment gardening.

Kevin Taitt

01252 714434

